




2016

PORTON

2016 04

	285,385,255.33	277,728,697.27	2.76%
	45,598,771.72	31,239,644.72	45.96%
	47,243,958.92	30,912,731.70	52.83%
	39,585,328.79	165,885,606.65	-76.14%
/	0.1081	0.1146	-5.67%
/	0.1081	0.1146	-5.67%
	3.99%	3.79%	0.20%
	2,431,093,400.21	2,379,401,254.40	2.17%
	1,149,710,138.84	1,119,470,419.07	2.70%

	-2,004,461.50	
	60,500.00	



4

5

6

2014

65%

100%

1

10



		1.21%	5,110,383	5,110,383	
		1.16%	4,870,546		
10					
			9,059,413		9,059,413
			7,400,377		7,400,377
			6,413,250		6,413,250
			4,870,546		4,870,546
			4,542,302		4,542,302
			3,600,000		3,600,000
			3,199,824		3,199,824
			3,100,000		3,100,000
			2,224,282		2,224,282
			1,554,652		1,554,652
		10	1		
			2		
		10	1		
			2		

10

10

2**10****3**

	72,650,008			72,650,008	2017-1-29
	55,662,507			55,662,507	2017-1-29
	55,662,506			55,662,506	2017-1-29
Qing Shao	39,375,000			39,375,000	2017-1-29
	11,262,446	32,063		11,230,383	2017-1-29
Alois Antoon Lemmens	3,750,000			3,750,000	2017-1-29
	3,593,722			3,593,722	2017-1-29
	3,593,722			3,593,722	2017-1-29
	3,042,477			3,042,477	2017-1-29
	5,110,383			5,110,383	2017-1-29
	1,533,114			1,533,114	2017-1-29
	1,533,114			1,533,114	2017-1-29

				(%)	
	12,102,498.04	2,320,000.00	9,782,498.04	421.66	
	10,689,525.41	8,030,351.67	2,659,173.74	33.11	
		22,634,028.41	-22,634,028.41	-100.00	2015
	5,728,979.57	2,879,325.05	2,849,654.52	98.97	2016
	7,711,981.62	19,940,354.20	-12,228,372.58	-61.32	
	16,866,486.52		16,866,486.52	--	2015

	550,000.00	1,265.00	548,735.00	43,378.26	
	63,023,138.49	145,043,047.55	-82,019,909.06	-56.55	
	499,992.60		499,992.60	--	
	1,559,271.00	40,000.00			

2016

13,702,083.88

4.80%

2016

		II	
Boc-		III	
		III	
		III	

1
 16 2) 22 (15 7) 18 ()
 1 1
 2
 3
 5

	2016 1-3	2015 1-3
5	57,508,505.23	79,963,495.24
5 %	50.89	65.94

5

	2016 1-3	2015 1-3
5	250,156,440.12	215,452,917.50

2016

5	%	87.66	77.58
---	---	-------	-------

2016

2016

			2015 9 7 6	2015 09 07	2015 9 7 -2016 3 7
	5			2015 08 24	2015 8 24 -2017 1 29
				2015 11 23	2015 11 23 -2016 11 23
			2015 8 28	2015 08 28	2015 8 28 -2016 2 28
	8			2014 01 29	2014 1 29 -2017 1 29
				2011 04	

	Alois Antoon Lemmens Thomas Gunn Archibald		1	2	01		
	Qing Shao 10						
	Alois Antoon Lemmens Thomas Gunn Archibald						
	Qing Shao 9						

			50%			
	5%		5% :	2013 12 19		
	Qing Shao DT Healthcare		:	2011 03 31		

			:			
				2014 01 29		

				2011 03 31		
		4 1	: 2011	2011 03 31		
			" "	2011 03 31		
				2011 03 31		
				2013 12 19		

				2015 7 10 2015 7 10 -2016 1 9	2015 07 10	2015 7 10 -2016 1 9			

	33,134.11							287.82		
	9,118.79							32,323.78		
	27.52%									
	()	(1)	(2)	(3)	(2)/(1)					
		13,149.82	13,149.82	287.82	12,339.49	93.84%	2016 06 30			

GMP 109		9,118.79									
110		5,066.24	10,009. 46		10,009. 46	100.00%	2014 11 30	1,722.96	5,725.6 3		
		6,500.00	5,849.7 3		5,849.7 3	100.00%					
			4,125.1		4,125.1	100.00%					
	--	33,834.85	33,134. 11	287.82	32,323. 78	--	--	1,722.96	5,725.6 3	--	--
	--	33,834.85	33,134. 11	287.82	32,323. 78	--	--	1,722.96	5,725.6 3	--	--
GMP 109 GMP 109 2014 12 26 2015 1 12 2015 1,527.69 GMP 109 GMP 110 109 9,118.79 110 4,993.69 4,125.10 2014 12 26 www.cninfo.com.cn 2014-084											



	27,334.85	50.47	27,284.38	110
			50.47	

	5%			
1	5%	Qing Shao	9,000,000	
	2016	1 25	2016	1 27
www.cninfo.com.cn			2016-010	
2	5%	Qing Shao		
12,375,000	2016	1 28		
2016	1 29	www.cninfo.com.cn	2016-012	2

2016 3 30	www.cninfo.com.cn		2016-048
10		14,003,000	
	2016 3 31		
		17,589,150	2016 4 1
		2016 4 5	www.cninfo.com.cn
		2016-050	
11 2016 4 5			3,195,000
			2016 4 5
	2016 4 6	www.cninfo.com.cn	
2016-051			
12 2016 4 6			11,800,000
4,427,000		2016 4 6	
			11,539,999
			2016 4
7			2016 4 8
www.cninfo.com.cn			2016-052
13 2016 4 22			5,455,000
	2016 4 19		
		3,517,837	2016 4 20
		2016 4 22	www.cninfo.com.cn
		2016-055	
1			
1,000		Porton USA, L.L.C.	2016 1 18
www.cninfo.com.cn		2016-003	2016 3 30 Porton USA,L.L.C
	www.cninfo.com.cn		2016-047
2	2015		
			10%
	2016 2 19	www.cninfo.com.cn	
2016-016			
1	2016		
	2016 3 18	www.cninfo.com.cn	
	2016-038		
2			2015
Alois Antoon Lemmens	Thomas Gunn Archibald	Johnson YN Lau	
3			

Qing Yu

Jianguo Ma

4

()

2015 10 22

4.5

3-5

www.cninfo.com.cn

2015-117

2015 11 9

2015

()

5

201,000.00

CMO

9

2016 3 10

www.cninfo.com.cn

2016

A

2016 3 28

2016

()

<

>

132

391.5

2016 3 10

www.cninfo.com.cn

2016 4 22

2016

2016 2 23

2015

2015 12 31

421,662,163

10

0.40 (

)

16,866,486.52

2016 3 22

2015

2015

2016 4 18

2015

2016 4 22

2016 4 25

2016

2015

2016

2016

1

,392.97

	427,253.91	502,275.42
	16,866,486.52	
	70,378,755.05	63,403,120.93
	126,863,885.37	126,239,515.13
	920,646,933.61	890,017,611.39
	301,859,165.04	309,837,558.96
	301,859,165.04	309,837,558.96
	1,222,506,098.65	1,199,855,170.35
	421,662,163.00	421,662,163.00
	225,432,725.48	225,432,725.48
	-9,543,317.75	-11,050,752.32

	544,232,981.76	556,126,895.96
--	----------------	----------------

	230,353,715.61	239,135,523.72
	170,915,932.01	195,661,660.85
	1,173,733.19	996,540.95
	3,880,157.70	3,188,705.93
	42,255,638.94	42,546,929.04
	10,560,663.75	3,868,190.92
	1,567,590.02	-7,126,503.97
	-69,069.17	
	-69,069.17	
-		
	54,962,470.55	38,593,173.55
	121,525.56	501,184.84
	2,058,465.96	112,882.53
	2,058,249.56	
	53,025,530.15	38,981,475.86
	8,626,989.21	8,627,479.12
	44,398,540.94	30,353,996.74
	45,598,771.72	31,239,644.72
	-1,200,230.78	-885,647.98
	1,509,163.09	-6,488,170.17
	1,507,434.57	-6,480,128.99

1.		
2.		
	1,507,434.57	-6,480,128.99
1.		
2.		
3.		
4.		
5.	1,507,434.57	-6,480,128.99
6.		
	1,728.52	-8,041.18
	45,907,704.03	23,865,826.57
	47,106,206.29	24,759,515.73
	-1,198,502.26	-893,689.16
	0.1081	0.1146
	0.1081	0.1146

4

	232,652,244.62	225,179,472.00
	139,586,034.52	165,578,270.87
	714,479.23	928,872.18

	1,596,163.31	1,286,492.93
	26,952,612.24	34,751,630.23
	9,305,313.82	2,962,770.88
	1,509,065.48	-1,180,967.57
	-69,069.17	
	-69,069.17	
	52,919,506.85	20,852,402.48
	57,841.93	474,124.84
	2,058,249.56	110,000.00
	2,058,249.56	
	50,919,099.22	21,216,527.32
	6,088,598.76	3,191,581.66
	44,830,500.46	18,024,945.66
1.		
2.		
1.		
2.		
3.		
4.		

5.		
6.		
	44,830,500.46	18,024,945.66

5

	305,248,394.46	373,025,373.72
	13,809,810.12	19,833,998.05
	1,094,782.47	1,107,331.64
	320,152,987.05	393,966,703.41
	189,212,580.78	145,804,640.30

	59,507,361.70	53,076,534.08
	13,584,743.81	13,791,090.43
	18,262,971.97	15,408,831.95
	280,567,658.26	228,081,096.76
	39,585,328.79	165,885,606.65
	20,000,000.00	
	2,214,334.17	-67,746.00
	550,000.00	1,265.00
	22,764,334.17	-66,481.00
	63,023,138.49	145,043,047.55
	499,992.60	
	1,559,271.00	40,000.00
	65,082,402.09	145,083,047.55
	-42,318,067.92	-145,149,528.55
	284,344,894.00	290,194,691.34

	4,812,575.02	
	289,157,469.02	290,194,691.34
	269,171,732.09	258,387,159.78
	10,054,116.46	19,286,628.79

	203,598,085.09	281,195,407.92
	75,861,248.23	6,163,929.45
	20,000,000.00	
	2,214,334.17	-67,746.00
	550,000.00	
	22,764,334.17	-67,746.00
	39,422,874.92	63,513,553.05
	506,470.00	10,000,000.00
	400,000.00	40,000.00
	40,329,344.92	73,553,553.05
	-17,565,010.75	-73,621,299.05
	208,634,024.00	254,113,181.78
	4,812,575.02	
	213,446,599.02	254,113,181.78
	260,871,732.09	258,387,159.78

	4,038,513.68	-90,098,518.84
	37,293,844.69	218,611,384.13
	41,332,358.37	128,512,865.29